



City of Oak Creek

Oak Creek Police Department

Monthly Crime Report

2/1-28/2026

Oak Creek Police Department

Crime Analysis Report

February 2026



Daniel Carranco

Crime Analyst



City of Oak Creek

Oak Creek Police Department

Monthly Crime Report

2/1-28/2026

Table of Content

Narrative Report:	3
Monthly Comparison:	4
Property Damage Motor Vehicle Accident (PDO):	5
Theft:	8
Theft from Vehicle Stats/Selected CFS Density Map:	10



City of Oak Creek
Oak Creek Police Department
Monthly Crime Report
2/1-28/2026

TO: Oak Creek Police Department
FROM: Crime Analyst, Daniel Carranco
SUBJECT: Crime Analysis Report, February 2026

During the month of February, the Oak Creek Police Department responded to 2,369 calls for service. This is a 1% decrease compared to the previous month of January, and a 9% increase compared to February of 2025. 502 calls were reported from the East Side, 1,043 on the West Side, and 688 in the City Center.

This report will look at the following calls for service: Property Damage Motor Vehicle Accident, Theft, Theft from Vehicle, Vehicle Theft, and Burglary.

Property Damage Motor Vehicle Accident (PDO)

There were 60 reports of PDO during the month of February. This is a 25% decrease compared to the previous month of January. The top five contributing factors are listed from greatest to least: Failure to Control Vehicle, Following to Closely, Failure to Yield, Inattentive Driving, and Unsafe Lane Change.

There were no fatal accidents during this month.

(Reference pages 6-8 for graphic representation)

Theft

There were 32 reported thefts during the month of February. This is a 25% decrease compared to the previous month of January. Of the 32 thefts, there were 22 reports of retail theft (29% decrease compared to the previous month).

(Reference pages 9-11 for graphic representation)

Theft from Vehicle

There were 3 theft from vehicles during the month of February. This is a 40% decrease compared to the previous month of January.

(Reference page 12 for graphic representation)

Vehicle Theft

There was 1 report of vehicle theft during the month of February. This is a 50% decrease compared to the previous month of January.

(Reference page 12 for graphic representation)

Burglary

There were 2 reports of Burglary during the month of February. This is a 33% decrease compared to the previous month of January.

(Reference page 12 for graphic representation)



City of Oak Creek
 Oak Creek Police Department
 Monthly Crime Report
 2/1-28/2026

Monthly Comparison:

NIBRS Group A Offense	1/1-31	2/1-28	%Change
Homicide	0	0	--
Sex Assaults	1	0	--
Aggravated Assault	3	2	-33%
Simple Assault	7	9	+28%
Intimidation	2	5	+150%
Robbery	1	0	--
Burglary	3	1	-66%
Shoplifting	30	7	-76%
Theft from Vehicle	3	1	-66%
Vehicle Theft	1	2	+100%
Arson	0	0	--
All Other Thefts	10	4	-60%
Fraud	9	2	-77%
Prostitution	0	10	--
Human Trafficking	2	0	--
Drug Violation	55	44	-20%
Criminal Damage to Property	7	11	+57%
Weapon Law Violation	6	6	---

NIBRS Group B Offenses

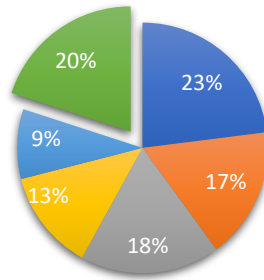
Disorderly Conduct	39	41	+5%
Driving Under the Influence	11	7	-36%
Domestic Violence	13	19	+46%
Liquor Law Violation	1	0	--
Motor Vehicle Accident	94	74	-21%
Trespass	11	5	-54%
Traffic Stop	702	768	+9%



City of Oak Creek
Oak Creek Police Department
Monthly Crime Report
2/1-28/2026

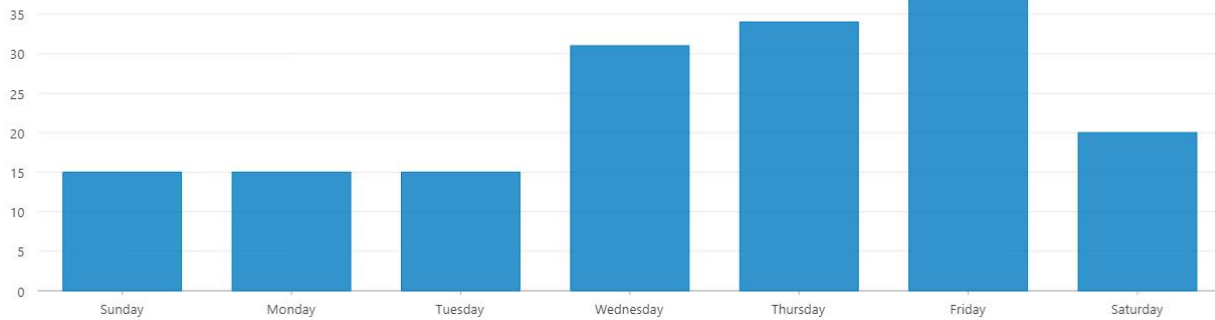
Property Damage MV Accident Q1 (1/1-2/28/2026):

Top 5 Cause for Crash

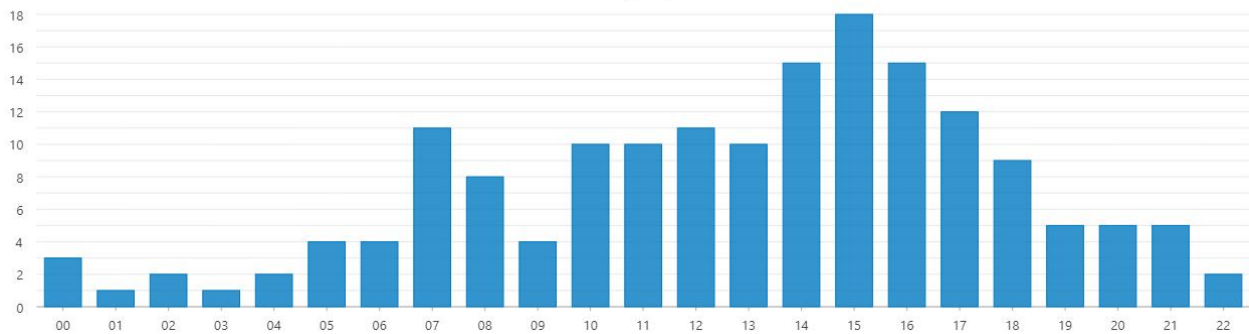


- Failure to Yield
- Following to Close
- Failure to Control Vehicle
- Inattentive Driving
- Unsafe Lane Change
- All Other Crash

Day of Week Reported

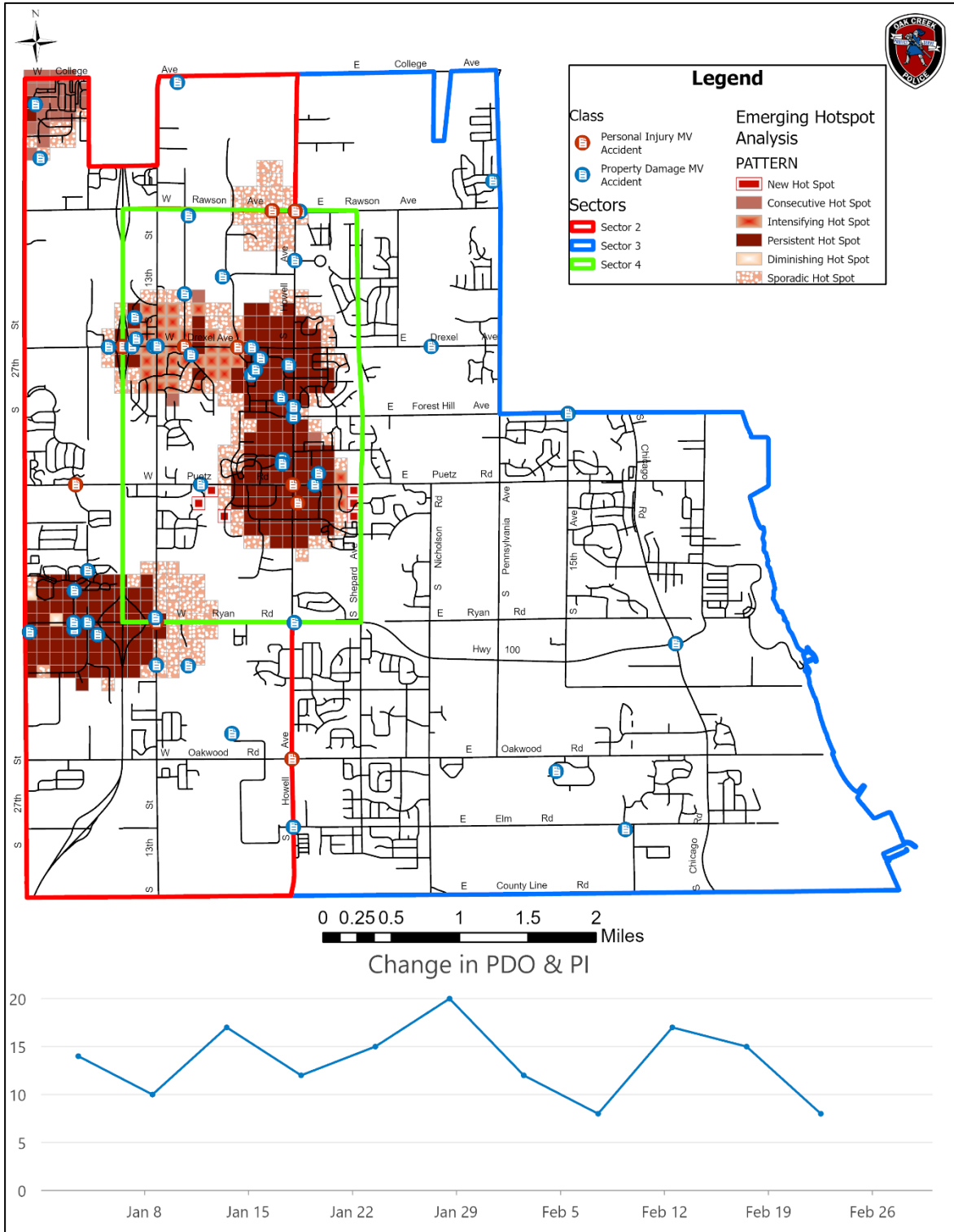


Time of Day Reported





February Crash Locations:

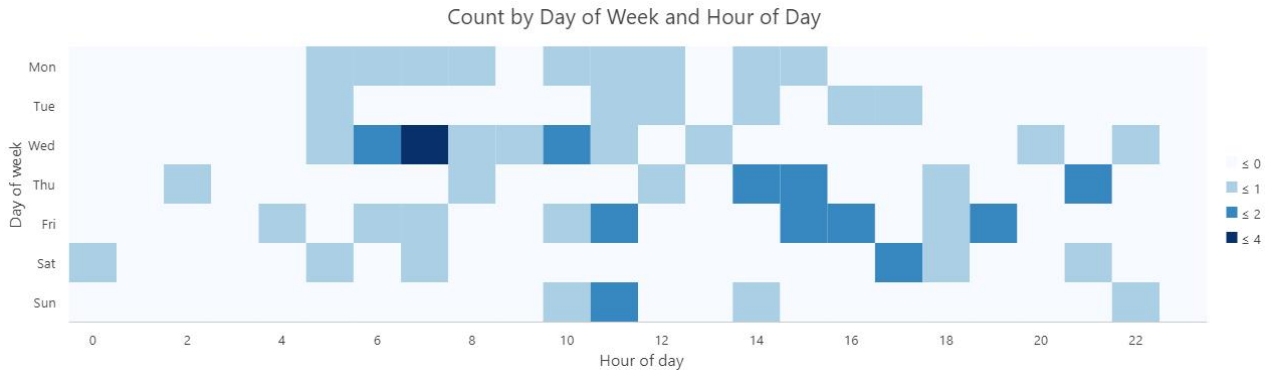




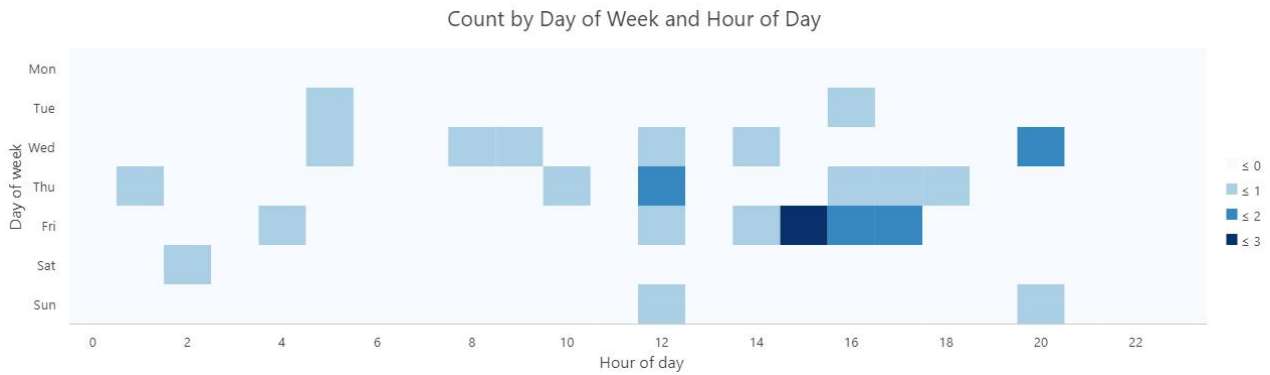
City of Oak Creek
Oak Creek Police Department
Monthly Crime Report
2/1-28/2026

PDO Heat Chart by Area Q1 (1/1-2/28/2026):

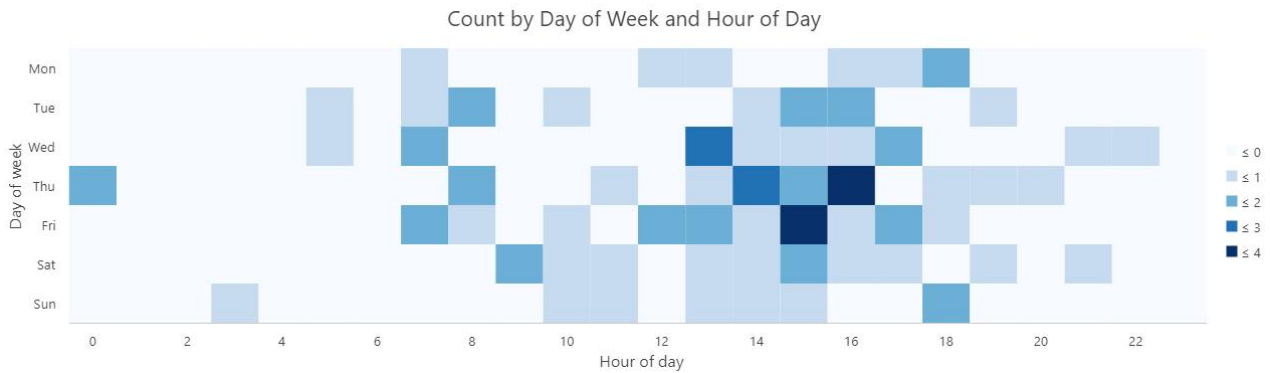
Area 2:



Area 3:



Area 4:

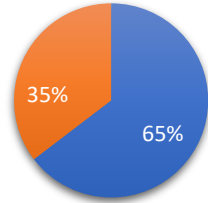




City of Oak Creek
Oak Creek Police Department
Monthly Crime Report
2/1-28/2026

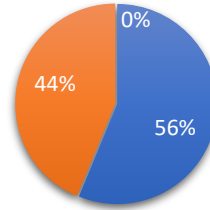
Retail Theft Q1: (1/1-2/28/2026)

Retail Theft Occurrence | 2026



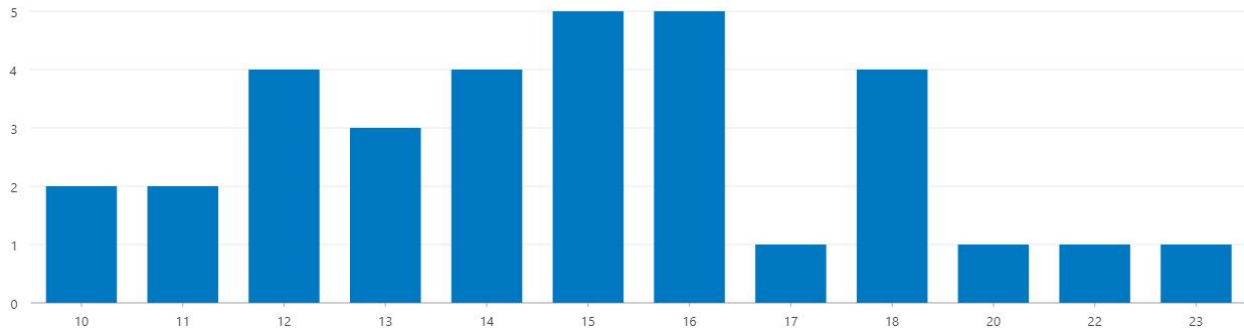
■ Theft Occurring in Real Time
■ Delayed Theft

Q1: Arrest by Shift

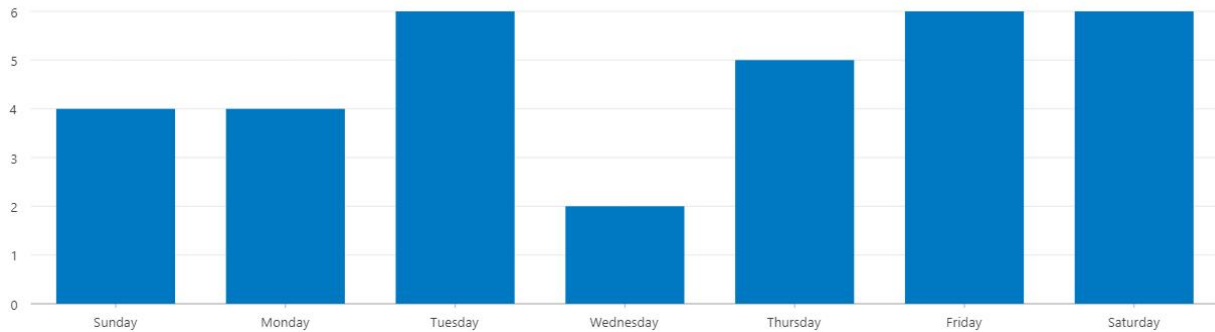


■ 1st ■ 2nd ■ 3rd

Q1 (Retail Theft Only) Time of Day Reported



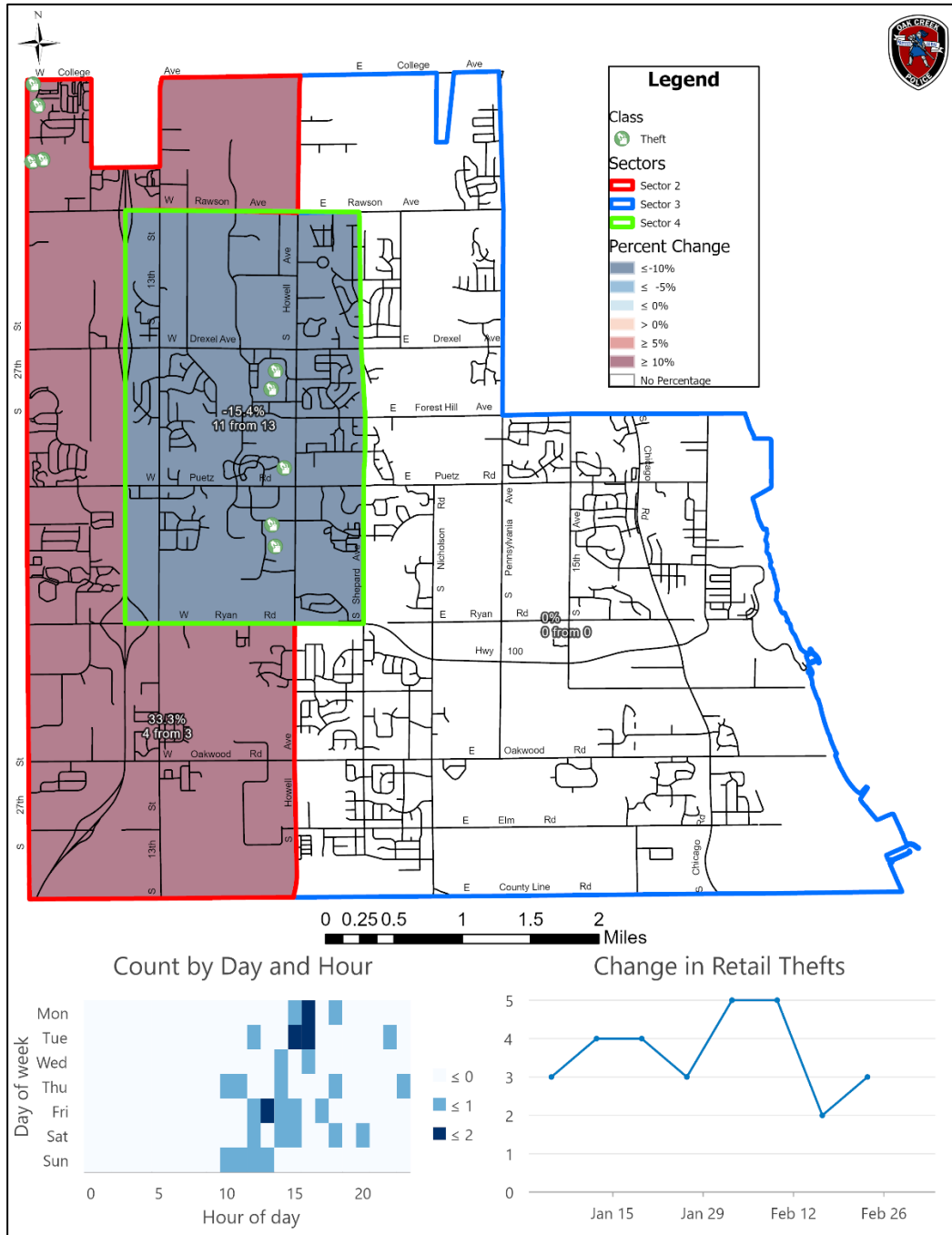
Q1 (Retail Theft Only) Day of Week Reported



*** Reported retail thefts adjusted to show thefts happening in real time ***



Q1 Retail Theft Locations:



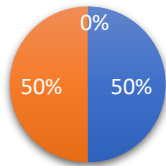
*** Employee theft removed and Delayed Reports adjusted to show actual ***

*** time of day and day of week when retail thefts occurred ***



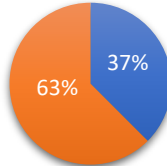
Theft from Vehicle Stats:

**Theft from Vehicle
Entire Year**



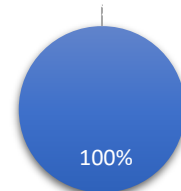
■ Locked ■ Unlocked ■ Unknown

**Places of Theft
from Vehicle
Entire Year**



■ Residential ■ Commercial

**Q1 Theft from
Vehicle**



■ Locked ■ Unlocked ■ Unknown

February Density Change

